

Spare parts and analysis tools

Door controls

Service case

The GfA service case allows the efficient and cost-effective fault analysis on site.

Designation	Description	Part no.
Service case	Documentation -de- -en- -nl-	20004007.00001
Content → 1	Documentation -fr- -es- -it-	20004007.00002
	Documentation -ru- -pl- -cs-	20004007.00003



No.	Designation	No.	Designation
1.	Case	A	10. Rubber profile OSE 0.2 m
2.	GfA-Stick	B	11. Connection cable 6.5 m for OSE
3.	Voltcraft digital multimeter	C	12. Rectifier EGR II
4.	Door control TS 971 (for hard wiring)	D	13. Resistor 8k2
5.	WSD door module with battery	E	14. Operating and installation instructions
6.	Spiral cable with junction box	F	(e.g. for TS 970, TS 971, WSD)
7.	Digital limit switch DES 4	G	15. Additional documents for
8.	Universele OSE-set 0.5 m	H	structured fault diagnostics
9.	OSE tester	I	
		J	
		K	




Door controls • up to year 2006



Designation	Description	Part no.
Keypad TS 910/TS 912/TS 913	1 For door controls up to year 2000	40010409
Keypad TS 955/TS 960/TS 961/TS 970	2 For door controls up to year 2005	40012783

Reversing contactor control WS 900



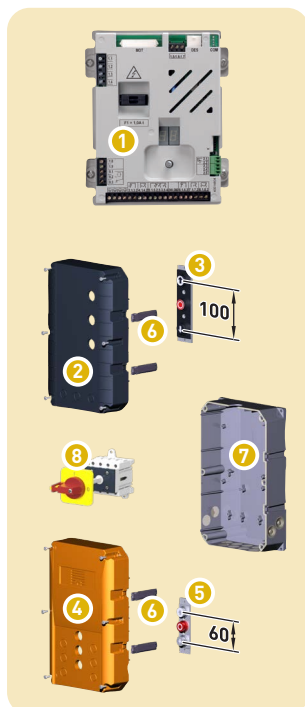
Designation	Description	Part no.
Top section of housing WS	1 With screws	30003375
Bottom section of housing WS	2	30005388
Reversing contactor board	3 2 reversing contactors; control voltage: 24 V	30004039 ¹⁾
Reversing contactor board	3 3 reversing contactors; control voltage: 24 V	30004229
Connection cable 0.8 m	4 With connection plug for ELEKTROMATEN	30004717.00080

■ 1) Discontinued part

Spare parts

Door controls (TS-A housing)

Door controls: TS 956 / TS 958 / TS 961 / TS 970 • up to year 2013 / TS 981



Designation	Description	Part no.
TS 981 board	① Within cover	30004613
Housing TS-A1 cpl.	②+③+⑥+⑦ Top section with screws, keyboard, hinges, bottom section	20002984.00001
Housing TS-A2 cpl. "orange"	④+⑤+⑥+⑦ Top section with screws, keyboard, hinges, bottom section	20002984.10002
Top section of housing TS-A1 cpl.	②+③+⑥ Top section with screws, keyboard, hinges	20002985.00001
Top section of housing TS-A2 cpl. "orange"	④+⑤+⑥ Top section with screws, keyboard, hinges	20002985.10002
Keyboard for TS-A1	③ With mounting material	30004638
Keyboard for TS-A2 "orange"	⑤ With mounting material	30005064
Hinge TS-A	⑥ 2 pc	30004632
Bottom section of housing TS-A	⑦	40014770
Mains switch	⑧ For TS 956, TS 958, TS 961, TS 970; 4-pole	40015183

Door control: TS 981-XL

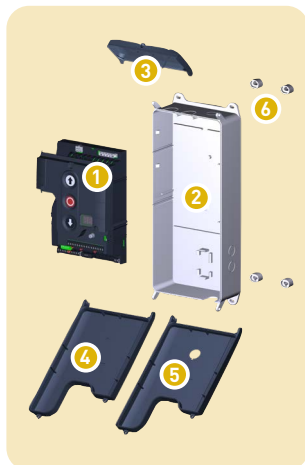


Designation	Description	Part no.
Mounting kit for housing XL	① 4 pc	40017128
Membrane push button for TS-A	② With viewing window	40016547
Hinge	③ 2 pc	30005828
Housing XL for TS-A	③+④+⑤ Consists of: Hinge, cover, bottom section with mounting plate and 3 DIN mounting rails	30005246
TS 981 board	⑥ Within cover	30004613
Mains switch for housing XL	⑦ 4-pole	40015183
Housing XL for TS-A with mains switch, complete	①+②+③+④+⑤+⑦ Consists of: Mounting kit for housing XL, Membrane push button for TS-A, Housing XL for TS-A, mains switch for housing XL	20002984.20006
Lock for padlock	⑧ 2 pc (without padlock)	40019408

Spare parts

Door controls (TS-B housing)

Door controls: TS 959 / TS 970 / TS 971 • from year 2012



Designation	Description	Part no.
TS 959 board	1 Within cover incl. keyboard	30005241.00001
TS 970 board	1 Within cover incl. keyboard	30005273.00001
TS 971 board (350 mA)	1 Within cover incl. keyboard	30005070.00001
TS 971 board (1000 mA)	1 Within cover incl. keyboard	30005070.00012
Bottom section of housing TS-B - for TS 959 / TS 970 - for TS 971	2 For installation of the TS-board	40019859 40019858
Cover kit TS-B1	3+4+6 Consists of: small cover, large cover	30005192.00001
Cover kit TS-B1 for mains switch	3+5+6 Consists of: small cover, large cover, prepared for mains switch	30005192.00006
Spacer foot TS-B	6 4 pc	40016530

Door controls: TS 970-XL / TS 971-XL • from year 2012



Designation	Description	Part no.
Mounting kit for housing XL	1 4 pc	40017128
Membrane push button for TS-B	2 With viewing window	30005408
Hinge	3 2 pc	30005828
Top section of housing XL for TS-B	2+3+4 Consists of: Membrane push button for TS-B, hinge, cover	30005827.00001
Housing XL for TS-B	3+4+5 Consists of: Hinge, cover, bottom section with mounting plate and 3 DIN mounting rails	30005126
TS 970 board	6 Within cover incl. keyboard	30005273.00001
TS 971 board (350 mA)	6 Within cover incl. keyboard	30005070.00001
TS 971 board (1000 mA)	6 Within cover incl. keyboard	30005070.00012
Mounting adapter TS-B TS 970	7 For installation of the TS-board	40019862
Mounting adapter TS-B TS 971	7 For installation of the TS-board	40019861
Connection kit, when hardwired	8+9 Consists of: Mains supply terminal and slide gland	30005132.00001
TS 970 for control enclosure installation	(350 mA)	30005405
TS 971 for control enclosure installation	Consists of: Board, mounting adapter TS-B, mains supply terminal	30005406
Mains switch for housing XL	10 4-pole	40015183
Housing XL for TS-B with mains switch, complete	1+2+3+4+5+7+10 Consists of: Mounting kit for housing XL, Membrane push button for TS-B, Housing XL for TS-B, Mounting adapter TS-B, mains switch for housing XL	20002984.20005
Lock for padlock	11 2 pc (without padlock)	40019408