

Spare parts and analysis tools

Door controls

Service case

The GfA service case allows the efficient and cost-effective fault analysis on site.


| Designation | Description | Part no. |
|--------------|------------------------------|----------------|
| Service case | Documentation -de- -en- -nl- | 20004007.00001 |
| Content → 1 | Documentation -fr- -es- -it- | 20004007.00002 |
| | Documentation -ru- -pl- -cs- | 20004007.00003 |



| No. | Designation | No. | Designation |
|-----|---------------------------------------|-----|---|
| 1. | Case | A | 10. Rubber profile OSE 0.2 m |
| 2. | GfA-Stick | B | 11. Connection cable 6.5 m for OSE |
| 3. | Voltcraft digital multimeter | C | 12. Rectifier EGR II |
| 4. | Door control TS 971 (for hard wiring) | D | 13. Resistor 8k2 |
| 5. | WSD door module with battery | E | 14. Operating and installation instructions |
| 6. | Spiral cable with junction box | F | (e.g. for TS 970, TS 971, WSD) |
| 7. | Digital limit switch DES 4 | G | 15. Additional documents for |
| 8. | Universele OSE-set 0.5 m | H | structured fault diagnostics |
| 9. | OSE tester | I | |
| | | J | |
| | | K | |




Door controls • up to year 2006



| Designation | Description | Part no. |
|---------------------------------------|-------------------------------------|----------|
| Keypad TS 910/TS 912/TS 913 | 1 For door controls up to year 2000 | 40010409 |
| Keypad TS 955/TS 960/TS 961/TS 970 | 2 For door controls up to year 2005 | 40012783 |

Reversing contactor control WS 900

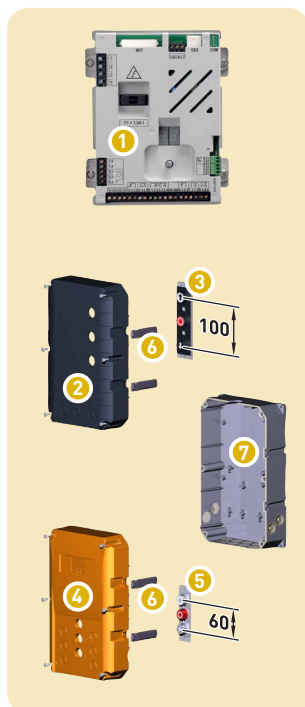


| Designation | Description | Part no. |
|------------------------------|---|----------------|
| Top section of housing WS | 1 With screws | 30003375 |
| Bottom section of housing WS | 2 | 30005388 |
| Reversing contactor board | 3 2 reversing contactors; control voltage: 24 V | 30004039 |
| Reversing contactor board | 3 3 reversing contactors; control voltage: 24 V | 30004229 |
| Connection cable 0.8 m | 4 With connection plug for ELEKTROMATEN | 30004717.00080 |

Spare parts

Door controls (TS-A housing)

Door controls: TS 956 / TS 958 / TS 961 / TS 970 • up to year 2013 / TS 981



| Designation | Description | Part no. |
|--|---|----------------|
| TS 981 board | 1 Within cover | 30004613 |
| Housing TS-A1 cpl. | 2+3+6+7 Top section with screws, keyboard, hinges, bottom section | 20002984.00001 |
| Housing TS-A2 cpl. "orange" | 4+5+6+7 Top section with screws, keyboard, hinges, bottom section | 20002984.10002 |
| Top section of housing TS-A1 cpl. | 2+3+6 Top section with screws, keyboard, hinges | 20002985.00001 |
| Top section of housing TS-A2 cpl. "orange" | 4+5+6 Top section with screws, keyboard, hinges | 20002985.10002 |
| Keyboard for TS-A1 | 3 With mounting material | 30004638 |
| Keyboard for TS-A2 "orange" | 5 With mounting material | 30005064 |
| Hing TS-A | 6 2 pc. | 30004632 |
| Bottom section of housing TS-A | 7 | 40014770 |

Door control: TS 981-XL

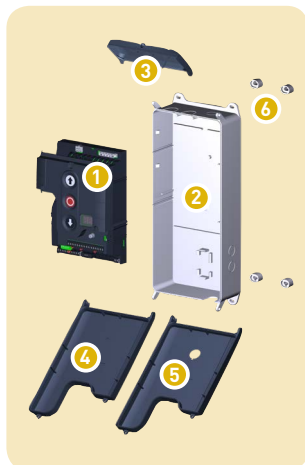


| Designation | Description | Part no. |
|---|--|----------------|
| Mounting kit for housing XL | 1 4 pc. | 40017128 |
| Membran push button for TS-A | 2 With viewing window | 40016547 |
| Hing | 3 2 pc. | 30005828 |
| Housing XL for TS-A | 3+4+5 Consists of: Hing, cover, bottom section with mounting plate and 3 DIN mounting rails | 30005246 |
| TS 981 board | 6 Within cover | 30004613 |
| Mains switch for housing XL | 7 4-pole | 40015183 |
| Housing XL for TS-A with mains switch, complete | 1+2+3+4+5+7 Consists of: Mounting kit for housing XL, Membran push button for TS-A, Housing XL for TS-A, mains switch for housing XL | 20002984.20006 |
| Lock for padlock | 8 2 pc. (without padlock) | 40019408 |

Spare parts

Door controls (TS-B housing)

Door controls: TS 959 / TS 970 / TS 971 • from year 2012



| Designation | Description | Part no. |
|--|---|--|
| TS 959 board TS 970 board TS 971 board | ① Within cover incl. keyboard Within cover incl. keyboard Within cover incl. keyboard | 30005241.00001 30005273.00001 30005070.00001 |
| Bottom section of housing TS-B | ② For installation of the TS-board | 40016517 |
| Cover kit TS-B1 | ③+④+⑥ Consists of: small cover, large cover | 30005192.00001 |
| Cover kit TS-B1 for mains switch | ③+⑤+⑥ Consists of: small cover, large cover, prepared for mains switch | 30005192.00006 |
| Spacer foot TS-B | ⑥ 4 pc. | 40016530 |

Door controls: TS 970-XL / TS 971-XL • from year 2012



| Designation | Description | Part no. |
|--|---|----------------------------------|
| Mounting kit for housing XL | ① 4 pc. | 40017128 |
| Membran push button for TS-B | ② With viewing window | 30005408 |
| Hing | ③ 2 pc. | 30005828 |
| Top section of housing XL for TS-B | ②+③+④ Consists of: Membran push button for TS-B, hing, cover | 30005827.00001 |
| Housing XL for TS-B | ③+④+⑤ Consists of: Hing, cover, bottom section with mounting plate and 3 DIN mounting rails | 30005126 |
| TS 970 board TS 971 board | ⑥ Within cover incl. keyboard Within cover incl. keyboard | 30005273.00001 30005070.00001 |
| Mounting adapter TS-B | ⑦ For installation of the TS-board | 40019370 |
| Connection kit, when hardwired | ⑧+⑨ Consists of: Mains supply terminal and slide gland | 30005132.00001 |
| TS 970 for control enclosure installation TS 971 for control enclosure installation | ⑥+⑦+⑧ Consists of: Board, mounting adapter TS-B, mains supply terminal | 30005405 30005406 |
| Mains switch for housing XL | ⑩ 4-pole | 40015183 |
| Housing XL for TS-B with mains switch, complete | ①+②+③+④+⑤+⑥+⑦+⑩ Consists of: Mounting kit for housing XL, Membran push button for TS-B, Housing XL for TS-B, Mounting adapter TS-B, mains switch for housing XL | 20002984.20005 |
| Lock for padlock | ⑪ 2 pc. (without padlock) | 40019408 |